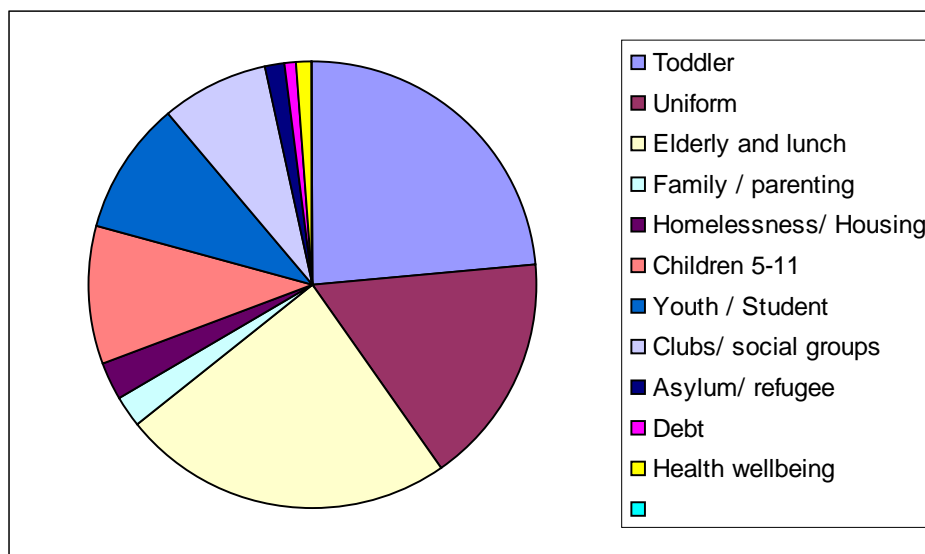
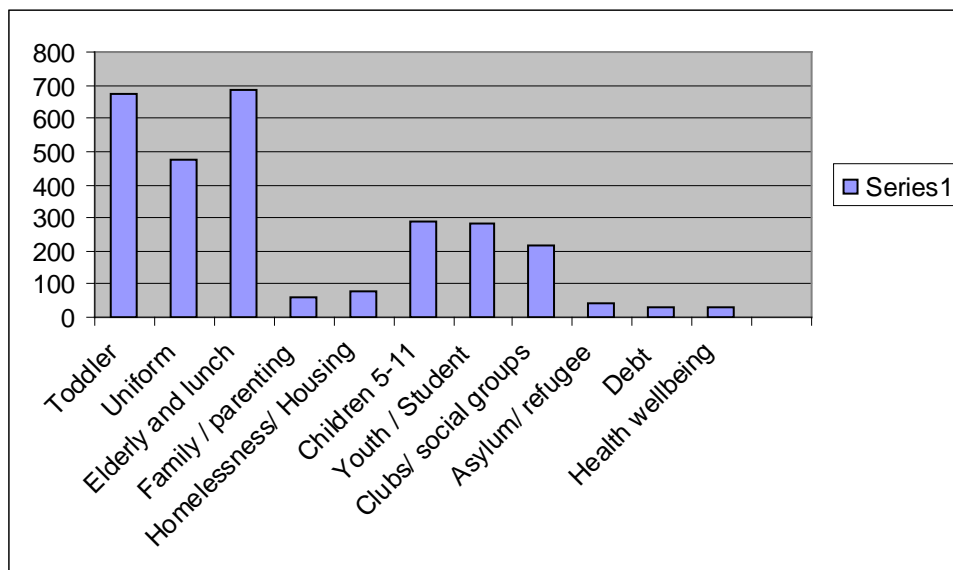


Results

1. Numbers of Users (People using church projects/activities)

- ❖ Over 2,867 men, women and children have benefited from the range of community services the churches offer.
- ❖ The majority benefiting from the provision of 'traditional' services such as Parent & Toddler Groups, Lunch/Support for Older People, and Uniformed Organisations.



The number of people accessing activities were grouped into 11 main categories:

Toddler = 676

Uniform = 478

Elderly & Lunch = 688 (260 users of Lunch Club/320 users of Care 4 Elderly/108 Visiting Isolated)

Family/Parenting = 62

Housing/Homelessness = 78

Children 5-11 = 289

Youth/Student = 280

Clubs/Social Groups = 217

Asylum/Refugee = 40

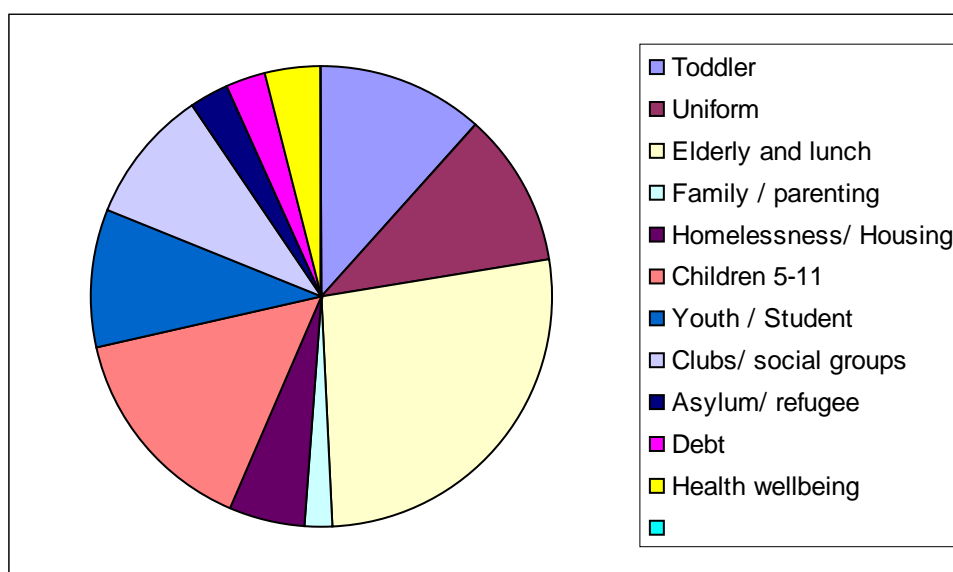
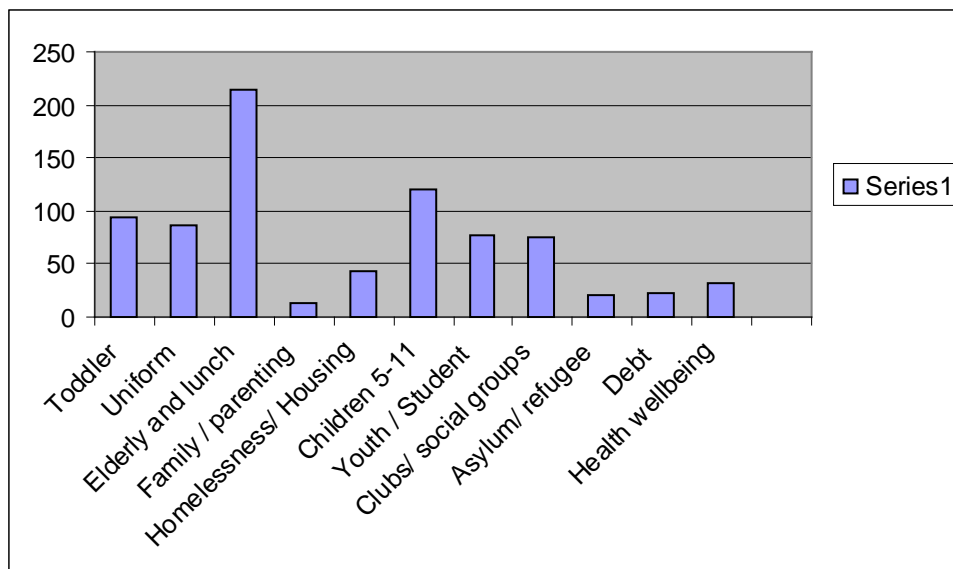
Debt = 30

Health/Well-being = 29

Total No. of Users = 2867

2. No. of church volunteers organize/run activity/project

- ❖ An impressive 802 volunteers help run these activities, demonstrating that the churches in the 2 deaneries are a community of believers who are committed to living out what Anne Morisy calls 'venturesome love'.
- ❖ The largest number are working with older people, showing an understanding of the increased levels of isolation which older people experience in society and a determination to demonstrate Christian care and concern.



The number of volunteers were grouped into 11 main categories:

Toddler = 94

Uniform = 86

Elderly & Lunch = 215 (61 users of Lunch Club/91users of Care 4 Elderly/63 Visiting Isolated)

Family/Parenting = 14

Housing/Homelessness = 43

Children 5-11 = 121

Youth/Student = 78

Clubs/Social Groups = 76

Asylum/Refugee = 21

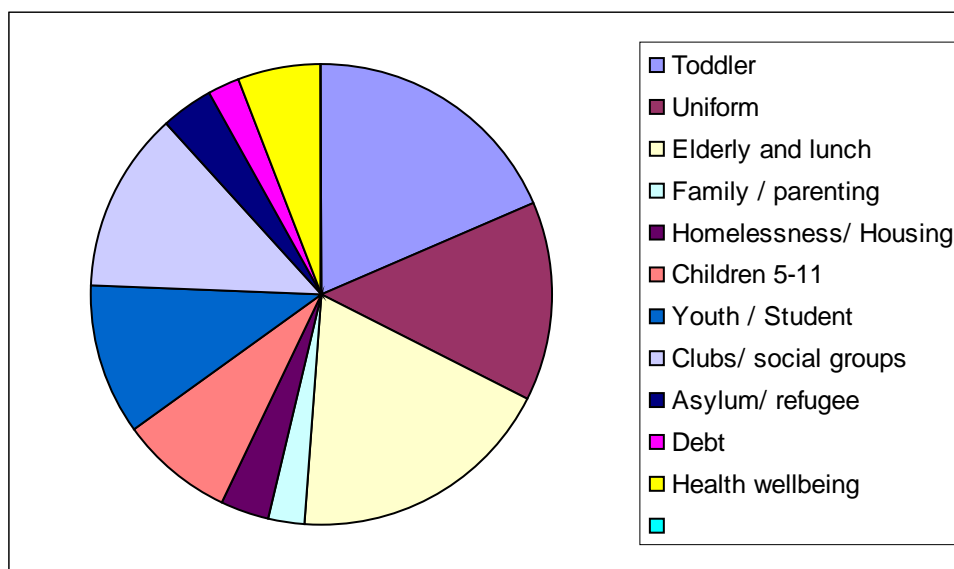
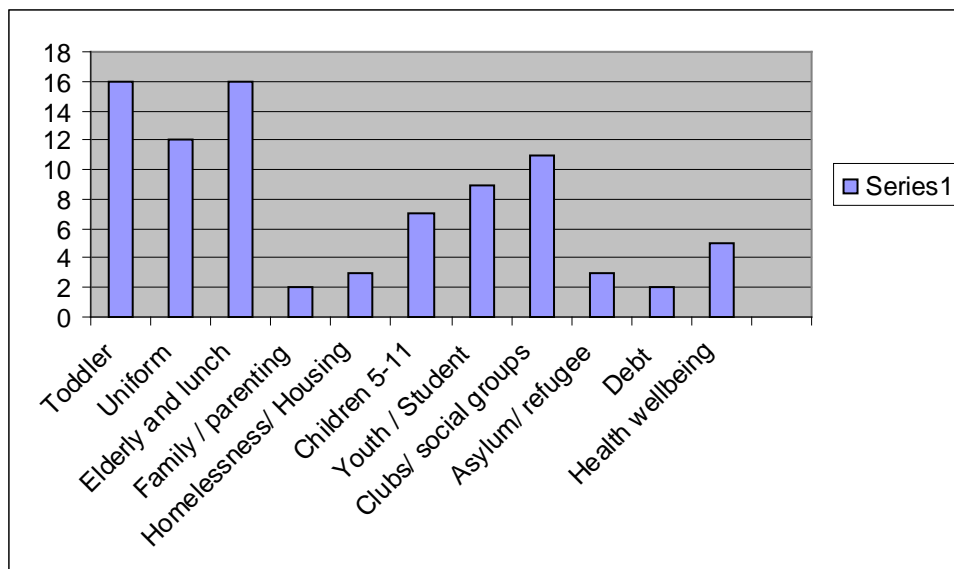
Debt = 22

Health/Well-being = 32

Total No. of Volunteers = 802

3. No. of churches involved in each activity

❖ Some churches are involved in more than one activity.



Out of the 40 churches who took part in the survey:

Toddler = 16

Uniform = 12

Elderly & Lunch = 16 (10 Lunch Club /9 Care 4 Elderly/3 Visiting Isolated (some churches involved in providing more than one service))

Family/Parenting = 2

Housing/Homelessness = 3

Children 5-11 = 7

Youth/Student = 9

Clubs/Social Groups = 11

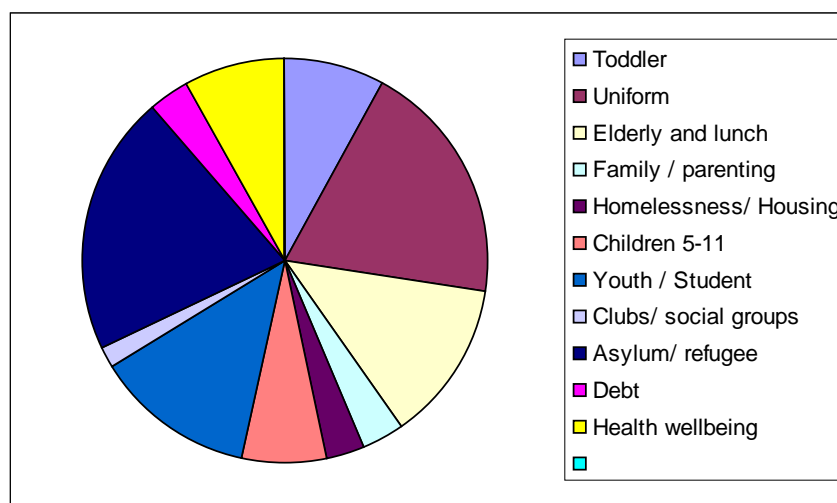
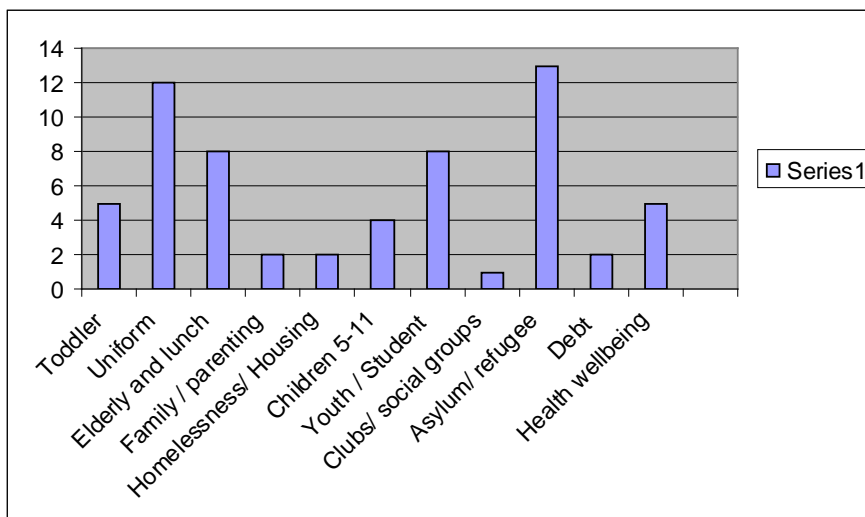
Asylum/Refugee = 3 (excl Arimathea as reps from multi churches/diocese)

Debt = 2

Health/Well-being = 5

4. No. of 'partners' informal + formal

- When it comes to looking at how many of these church-based activities are done in partnership with other organisations, the majority are 'informal' partnerships, notably with other churches (44).
- More formal partnerships (18) come to the fore when churches engage in work with 'Asylum Seekers & Refugees' as well as with 'health & well being' where the number of formal partnerships is high in comparison to the numbers of projects/activities.
For example, those engaged in working with 'Asylum Seekers & Refugees' form the highest number of partnerships taken from this data (13). These partners are both with other churches, but also significantly with health professionals, Refugee Action, Refugee Forum & Migrant Justice.
- This is perhaps because the nature of this work brings churches more into contact with secular agencies.



Toddler = 5
Uniform = 12
Elderly & Lunch = 8
Family/Parenting = 2
Housing/Homelessness = 2
Children 5-11 = 4
Youth/Student = 8
Clubs/Social Groups = 1
Asylum/Refugee = 13
Debt = 2
Health/Well-being = 5
Total = 62

Breakdown of types of 'partners' informal + formal

Toddler = 5 (2 of these in partnership with other churches + 3 with non-church partners
(2 SureStart/Sherwood Playgroup)

Uniform = 12 (all in partnership with uniform organizations – Scouting/Guide Associations)

Elderly & Lunch = 8 (5 in partnership with other churches/ 3 with non-church:1 with Carers
Federation & 2 with Nottingham City Council)

Family/Parenting = 2 (1 church/1 local school)

Housing/Homelessness = 2 (1 with other Churches/ 1 with City Drugs Prevention Team)

Children 5-11 = 4 (3 partnerships with other churches + 1 with school)

Youth/Student = 8 (of which 3 with outside agencies Crime Prevention
Unit/City Council/Djanogly Academy School)

Clubs/Social Groups = 1

Asylum/Refugee = 13 (largest number of formal partnerships, includes Refugee Action/health
visitor/Refugee Action/ Refugee Forum/Migrant Justice)

Debt = 2

Health/Well-being = 5 (2 with QMC Chaplaincy/1 with YMCA)

Conclusion/Summary:

- The priority which many churches give to the Diocesan Mission Value of “Serving the Community” is born out in the results of this survey - as churches clearly demonstrate the vital role they play through the active involvement of Christians in their local communities, living out God’s kingdom through addressing the needs around them.
- Local churches in the 2 Nottingham Deaneries really are the bread and butter (or the biblical image of salt & light) in their communities.
- For the first time we now have a picture of where and how the Anglican Church is making a positive impact on the local communities within the geographic area of the 2 deaneries.
- This should be a cause for celebration because nearly 3,000 people have benefited from the range of community services the churches offer; and over 800 people volunteer to help run these activities, demonstrating that we are a community of believers who are committed to living out what Anne Morisy calls ‘venturesome love’.
- The results of this survey will provide valuable information on the role and the scope of the churches involvement in social action to the Local Authority and other potential partners (such as NCVS), so that the Church’s contribution can be both recognised and included in the planning and delivery of future services.
- It shows how churches are rooted in their local communities, meeting local needs by providing sustainable services for all.
- It also provides the church with examples of good practice which can be adopted and used elsewhere. The detailed breakdown of survey information for each church is also available if requested.
- The results of the survey demonstrate the Church’s wider caring role, that our faith works, that our belief in Jesus Christ means that we can & do make a difference in our local communities, that we are integral to the way local communities can become places of hope and transformation.